

02-083 Series

From 10 μ H to 68 μ H

SPECIFICATIONS

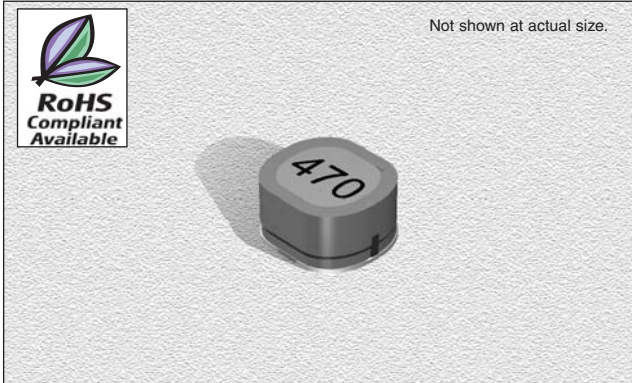
Part numbers indicate tolerance available.

L = $\pm 15\%$, M = $\pm 20\%$

02-083F Please specify "F" for RoHS compliant

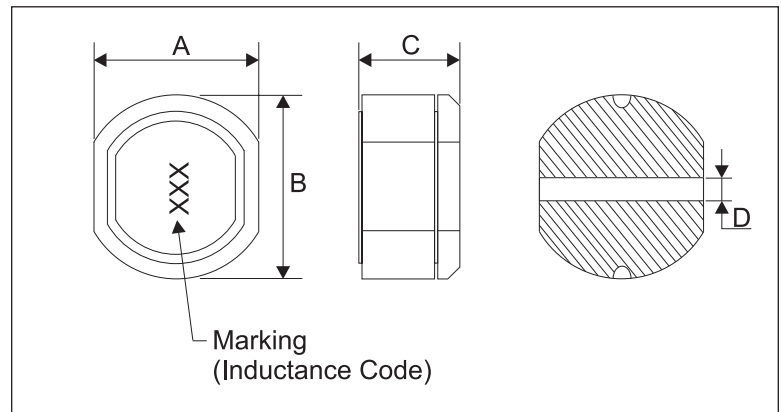
*Inductance drop = 10% typ. at IDC

Part Number	Inductance (μ H)	L Test Freq. (MHz)	DCR Max. (Ω)	IDC Max. (A)
02-083_-100M	10	2.52	0.14	1.00
02-083_-120M	12	2.52	0.16	0.94
02-083_-150M	15	2.52	0.18	0.86
02-083_-180M	18	2.52	0.25	0.78
02-083_-220M	22	2.52	0.32	0.76
02-083_-270M	27	2.52	0.36	0.64
02-083_-330L	33	2.52	0.41	0.61
02-083_-390L	39	2.52	0.47	0.53
02-083_-470L	47	2.52	0.51	0.50
02-083_-560L	56	2.52	0.72	0.46
02-083_-680L	68	2.52	0.82	0.42



PHYSICAL DIMENSIONS

Size	A Max.	B Max.	C Max.	D Ref.
mm	5.9	6.5	3.5	1.45
inches	0.23	0.26	0.14	0.06



CHARACTERISTICS

Description: SMD shielded power inductor

Applications: VTR power supplies, OA equipment, LCD televisions, PC notebooks, portable communication equipment, DC/DC converters

Operating Temperature: -40°C to +85°C

Inductance Tolerance: $\pm 15\%$, $\pm 20\%$

Testing: Inductance is tested on an HP4285A at 2.52MHz

Packaging: Tape & Reel

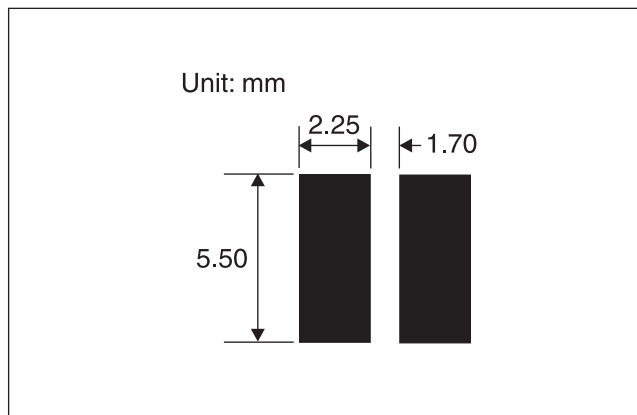
Marking: Marked with inductance code

Miscellaneous: RoHS Compliant available.

Additional Information: Additional electrical & physical information available upon request

Samples available. See website for ordering information.

PAD LAYOUT



03.24.05

Manufacturer of Inductors, Chokes, Coils, Beads, Transformers & Toroids

800-684-5322 Inside US **949-453-1811** Outside US

Copyright © 2005 by CT Magnetics, DBA Central Technologies. All rights reserved.

CT Magnetics reserves the right to make improvements or change specifications without notice