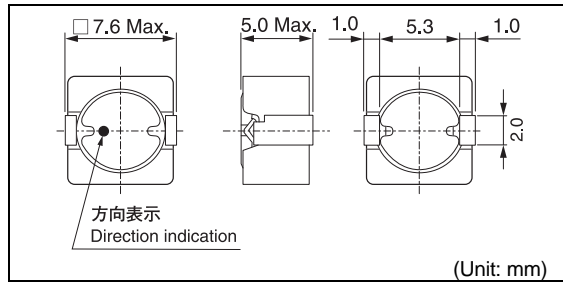
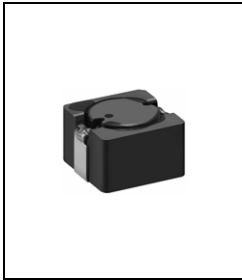
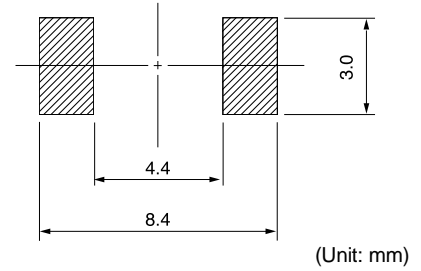


DS75LC

 Inductance Range: 1.0~470 μ H

Recommended patterns
 推奨パターン図

FEATURES 特長

- 7.6 mm Max. square and 5.0 mm Max. height.
- Magnetically shielded construction and low DC resistance.
- Suitable for large currents.
- RoHS compliant.
- 7.6mm角Max.、高さ5.0mm Max.
- 閉磁路構造、低直流抵抗
- 大電流対応
- RoHS指令対応

TOKO STANDARD PART NUMBERS 東光 標準品一覧
TYPE DS75LC (Quantity/reel; 1000 PCS)

東光品番	インダクタンス ⁽¹⁾	許容差	直流抵抗 ⁽²⁾	直流重量許容電流 ⁽³⁾	温度上昇許容電流 ⁽³⁾
TOKO Part Number	Inductance ⁽¹⁾ (μ H)	Tolerance (%)	DC Resistance ⁽²⁾ (m Ω) Max. (Typ.)	Inductance Decrease Current ⁽³⁾ (A) Max. (Typ.) $\frac{\Delta L}{L} = 30\%$	Temperature Rise Current ⁽³⁾ ($\Delta T=40^\circ\text{C}$) (A) Max. (Typ.)
B1047AS-1R0N	1.0	± 30	12 (10)	9.2 (12.3)	6.4 (7.6)
B1047AS-1R5N	1.5	± 30	14 (11)	7.7 (10.3)	5.9 (7.0)
B1047AS-2R2N	2.2	± 30	16 (13)	6.5 (8.7)	5.5 (6.5)
B1047AS-2R7N	2.7	± 30	18 (15)	5.6 (7.6)	5.1 (6.0)
B1047AS-3R6N	3.6	± 30	23 (19)	5.0 (6.7)	4.4 (5.2)
B1047AS-4R7N	4.7	± 30	26 (21)	4.5 (6.0)	4.1 (4.9)
B1047AS-5R6N	5.6	± 30	32 (27)	4.0 (5.4)	3.5 (4.1)
B1047AS-6R8N	6.8	± 30	36 (30)	3.6 (4.9)	3.4 (4.0)
B1047AS-8R2N	8.2	± 30	42 (35)	3.2 (4.3)	3.0 (3.6)
B1047AS-100M	10.0	± 20	53 (44)	2.9 (3.9)	2.7 (3.2)
B1047AS-120M	12.0	± 20	63 (52)	2.7 (3.7)	2.4 (2.8)
B1047AS-150M	15.0	± 20	71 (59)	2.4 (3.3)	2.2 (2.6)
B1047AS-180M	18.0	± 20	110 (84)	2.2 (2.9)	1.9 (2.2)
B1047AS-220M	22.0	± 20	120 (92)	2.0 (2.7)	1.8 (2.1)
B1047AS-270M	27.0	± 20	130 (105)	1.8 (2.5)	1.6 (1.9)
B1047AS-330M	33.0	± 20	170 (135)	1.64 (2.2)	1.5 (1.7)
B1047AS-390M	39.0	± 20	180 (145)	1.50 (2.0)	1.4 (1.6)
B1047AS-470M	47.0	± 20	200 (160)	1.38 (1.8)	1.3 (1.5)
B1047AS-560M	56.0	± 20	230 (185)	1.24 (1.7)	1.2 (1.4)
B1047AS-680M	68.0	± 20	280 (230)	1.13 (1.5)	1.0 (1.2)
B1047AS-820M	82.0	± 20	320 (260)	1.00 (1.4)	0.94 (1.1)
B1047AS-101M	100.0	± 20	460 (380)	0.94 (1.3)	0.77 (0.91)
B1047AS-151M	150.0	± 20	710 (585)	0.76 (1.0)	0.60 (0.71)
B1047AS-221M	220.0	± 20	1100 (915)	0.62 (0.8)	0.47 (0.55)
B1047AS-331M	330.0	± 20	1400 (1160)	0.51 (0.7)	0.41 (0.48)
B1047AS-471M	470.0	± 20	1700 (1400)	0.43 (0.6)	0.37 (0.44)

continued from previous page 前頁より続く

TOKO STANDARD PART NUMBERS 東光 標準品一覧
TYPE DS75LC (High Current Type 大電流タイプ, Quantity/reel; 1000 PCS)

東光品番	インダクタンス ⁽¹⁾	許容差	直流抵抗 ⁽²⁾	直流重量許容電流 ⁽³⁾	温度上昇許容電流 ⁽³⁾
TOKO Part Number	Inductance ⁽¹⁾ (μH)	Tolerance (%)	DC Resistance ⁽²⁾ (mΩ) Max. (Typ.)	Inductance Decrease Current ⁽³⁾ (A) Max. (Typ.) $\frac{\Delta L}{L} = 30\%$	Temperature Rise Current ⁽³⁾ ΔT=40°C (A) Max. (Typ.)
B1047FS-1R0N	1.0	± 30	11 (9)	9.6 (12.8)	7.2 (8.5)
B1047FS-1R5N	1.5	± 30	13 (10)	8.1 (10.8)	6.5 (7.6)
B1047FS-2R2N	2.2	± 30	15 (12)	7.2 (9.7)	5.9 (6.9)
B1047FS-2R7N	2.7	± 30	16 (13)	6.0 (8.0)	5.5 (6.5)
B1047FS-3R6N	3.6	± 30	18 (15)	5.3 (7.0)	4.9 (5.8)
B1047FS-4R7N	4.7	± 30	20 (17)	5.0 (6.7)	4.4 (5.2)
B1047FS-6R8N	6.8	± 30	34 (29)	3.9 (5.2)	3.2 (3.8)
B1047FS-100M	10.0	± 20	52 (43)	3.3 (4.4)	2.6 (3.1)
B1047FS-150M	15.0	± 20	68 (57)	2.6 (3.4)	2.2 (2.6)
B1047FS-220M	22.0	± 20	109 (88)	2.3 (3.0)	2.0 (2.3)
B1047FS-330M	33.0	± 20	150 (125)	1.7 (2.3)	1.5 (1.7)
B1047FS-470M	47.0	± 20	184 (153)	1.4 (1.9)	1.3 (1.5)

(1) Inductance is measured with a LCR meter 4284A (Agilent Technologies) or equivalent.

Test frequency at 100kHz

(2) DC resistance is measured with 34420A (Agilent Technologies) or 3541(HIOKI). (Reference ambient temperature 25°C)

(3) Maximum allowable DC current is that which causes a 30% inductance reduction from the initial value, or coil temperature to rise by 40°C, whichever is smaller. (Reference ambient temperature 20°C)

(1) インダクタンスはLCRメータ4284A (Agilent Technologies) または同等品により測定する。

測定周波数は100kHz。

(2) 直流抵抗は測定器34420A (Agilent Technologies) または3541 (HIOKI) と同等品により測定する。(周囲温度25°C)

(3) 最大許容電流は、直流重量電流を流した時インダクタンスの値が初期値より30%減少する直流電流値、または直流電流により、コイルの温度が40°C上昇の何れか小さい値。(周囲温度20°Cを基準とする。)