P/N: RE-C-SIM-024

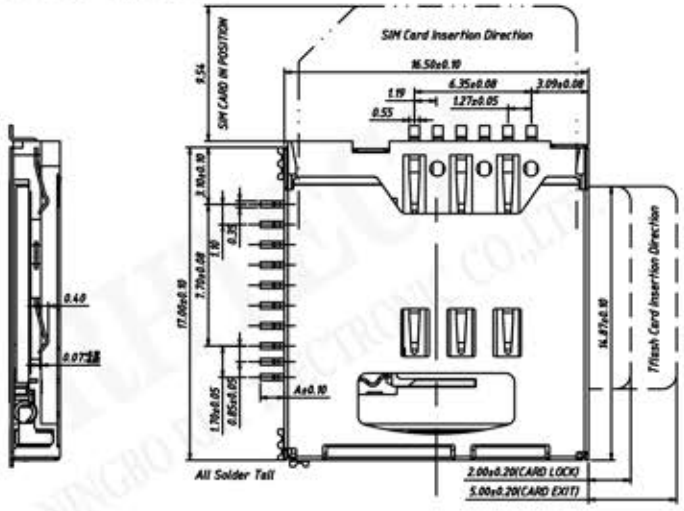

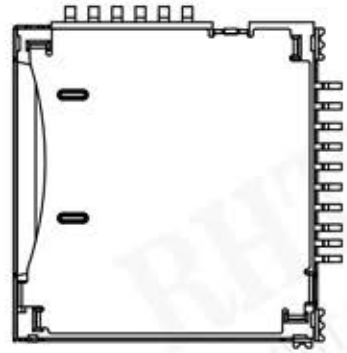

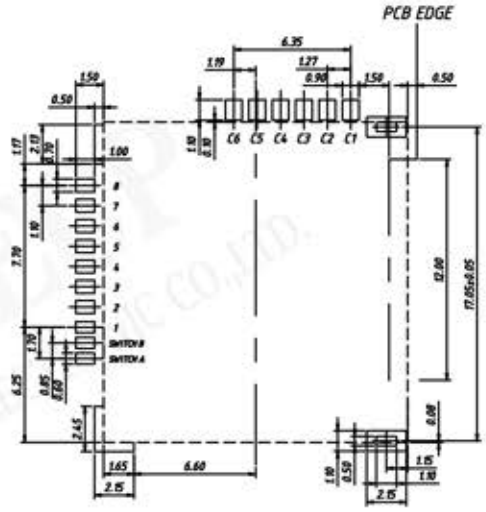

RECOMMENDED PCB LAYOUT
SCALE: 1:1

T-FLASH CARD				SIM CARD	
PIN NO	NAME	TYPE	DESCRIPTION	PIN NO	NAME
1	DAT2	I/O/PP	Date Line [bit2]	C1	VCC
2	CD/DAT3	I/O/PP	Card Detect Date Line [bit3]	C2	RST
3	CMD	PP	Commend Response	C3	CLK
4	VDD	S	Supply Voltage	C4	GND
5	CLK	I	Clock	C5	VPP
6	VSS	S	Supply Voltage Ground	C6	I/O
7	DAT0	I/O/PP	Date Line [bit0]		
8	DAT1	I/O/PP	Date Line [bit0]		

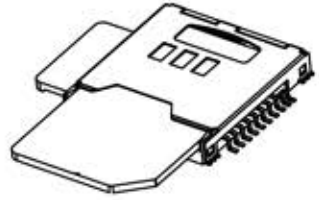

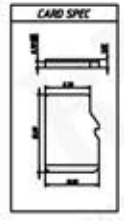

Notes:
Electrical:
Voltage:100V AC
Current:0.5A Max.
Contact Resistance:100mΩ Max.
Dielectric Withstanding Voltage:500V AC.
Insulation Resistance:1000MΩ Min

Mechanical:
Card Insertion withdrawal Force:13.8N Max.
Push In Strength:19.6N Max.
Durability:10000 Cycles.

RHTECP NINGBO RHT ELECTRONIC CO.,LTD

UNITS:mm	SHEET SIZE:A4	SCALE: ---		First angle projection
> 0 ~ 3	> 3 ~ 18	> 18 ~ 50	> 50 ~ 120	CONNECTOR
± 0.12	± 0.15	± 0.3	± 0.5	