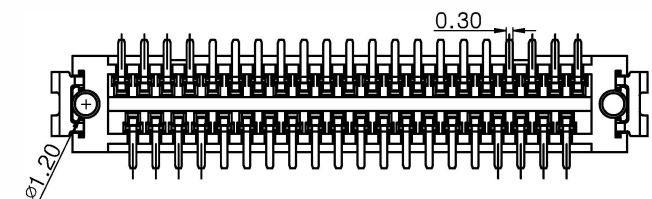
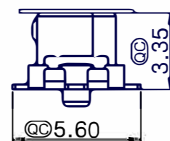
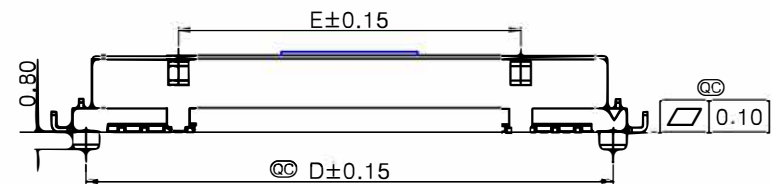
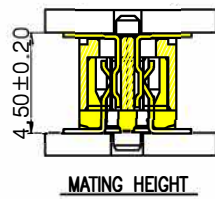
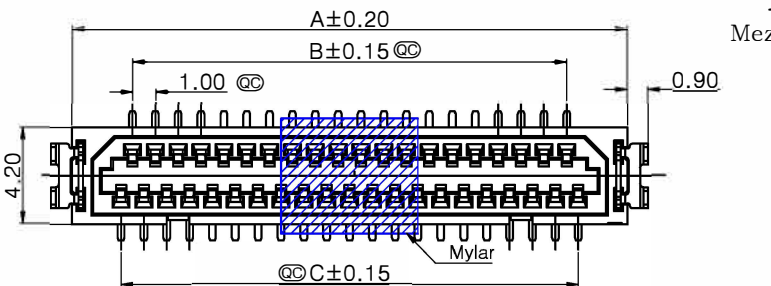


M40-6004146 alternative (female)

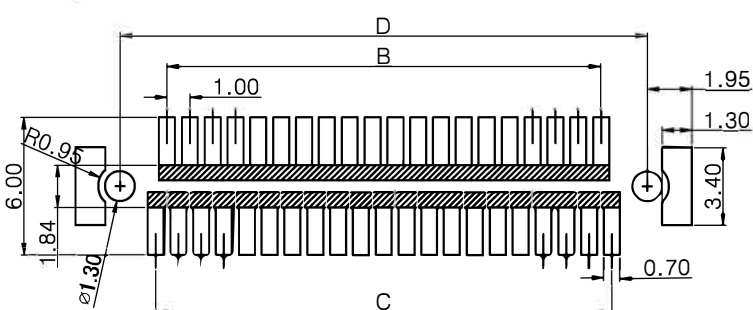
Mezzanine Connector, Header, 1 mm, 2 Rows, 41 Contacts



	A	B	C	D	E
9 PIN	8.3	3	4	7.1	0
11 PIN	9.3	4	5	8.1	0
13 PIN	10.3	5	6	9.1	0
15 PIN	11.3	6	7	10.1	0
17 PIN	12.3	7	8	11.1	0
19 PIN	13.3	8	9	12.1	4
21 PIN	14.3	9	10	13.1	5
23 PIN	15.3	10	11	14.1	6
25 PIN	16.3	11	12	15.1	7
31 PIN	19.3	14	15	18.1	10
41 PIN	24.3	19	20	23.1	15
51 PIN	29.3	24	25	28.1	20



Note:
 Electrical
 Current Rating:0.5A
 Voltage Rating:150V AC
 Contact Resistance:50mΩ max(Initial),75mΩ max(After)
 Dielectric Withstanding Voltage:250VAC
 Insulation Resistance 500mega ohms min. at 100 VDC
 Physical
 Housing:thermoplastic, UL 94V-0 rated,inWhite Color
 Contact: Copper alloy
 Operating Temperature:-45°C to +125°C
 © Important Dimensions.



Part Number:

42 6 2 0 0 NN X X X L

Series Number: 42 6 2 0 0
 Pitch(mm): 6-1.0mm
 Connector type: 2 - FeMale
 Product Height: P - H3.35mm
 Number Contact: 09-9P 51-51P
 Packaging Options:
 2-Tape & Reel Packaging
 Plastic color
 1-Black
 2-White
 Contact Plated:
 0-Tin over nickel,
 1-Gold flash over nickel,
 2-0.05um gold over nickel,
 3-0.075um gold over nickel,
 5-0.125um gold over nickel,
 6-0.25um gold over nickel,
 7-0.375um gold over nickel,
 8-0.75um gold over nickel,
 A-Gold flash over nickel,
 B-0.01um gold over nickel.

more info: sales@bec.co.uk

www.bec.co.uk

E			Units	mm	Scale	1:1	Drawing By	Date	M40-6004146 alternative (female) Mezzanine Connector, Header, 1 mm, 2 Rows, 41 Contacts			
D			Tolerance Unless Otherwise Specified			Lin-Wu	2022/12/07					
C			.X ~ ±0.35			Revised By	Date	Sheet	1 of 1	Title	DF9 1.0 BTB SOCKET	
B			.XX ~ ±0.25			GuoHui-Guo	2022/12/07	Third Angle Projection	Part No.	426200NNXXXL	REV	A
A	RELEASED	07/12/22	.XXX ~ ±0.15			Approval By	Date					
REV	DESCRIPTION.	Date	Angle ~ ± 1°			Jin-He	2022/12/07					